

**FREE**

crochet & knit guide



Creative Ideas from Jo-Ann  
more projects, tips & techniques at Joann.com®

**How Much Yarn is Needed**

	KNITTING YARDAGE		CROCHET YARDAGE	
	Baby 20"x30"	Adult 60"x60"	Baby 20"x30"	Adult 60"x60"
<b>AFGHAN</b>				
Lace/Sock/Fingering	1351	3500	1760	4500
Sport/DK	1150	2950	1500	3835
Worsted	1000	2950	1300	3450
Chunky/Bulky	850	1875	1100	2500
<b>HAT</b>	Child Head Size 18"	Adult Head Size 20"-22"	Child Head Size 18"	Adult Head Size 20"-22"
Sport/DK	175	225 - 275	230	230 - 360
Worsted	175	225 - 250	230	230 - 360
Chunky/Bulky	125	150 - 175	162	195 - 210
<b>SCARF</b>	Child 6"x40"	Adult 8"x54"	Child 6"x40"	Adult 8"x54"
Lace/Sock/Fingering	440	660	572	860
Sport/DK	350	650	455	845
Worsted	190	380	247	495
Chunky/Bulky	125	250	163	325
<b>SWEATER</b>	Child Chest Size 24" - 28" - 32"	Adult Chest Size 36" - 40" - 44" - 48"	Child Chest Size 24" - 28" - 32"	Adult Chest Size 36" - 40" - 44" - 48"
Lace/Sock/Fingering	750 - 1000 - 450	1800 - 2100 - 2500 - 2700	675 - 1300 - 1885	2340 - 2730 - 3250 - 3510
Sport/DK	550 - 800 - 1100	1400 - 1600 - 1900 - 2100	715 - 1040 - 1430	1820 - 2080 - 2470 - 2730
Worsted	500 - 650 - 1000	1200 - 1400 - 1600 - 1800	650 - 845 - 1300	1560 - 1820 - 2080 - 2340
Chunky/Bulky	350 - 500 - 700	900 - 1000 - 1200 - 1300	360 - 650 - 910	1170 - 1300 - 1560 - 1690
<b>VEST</b>	Child Chest Size 24" - 28" - 32"	Adult Chest Size 36" - 40" - 44" - 48"	Child Chest Size 24" - 28" - 32"	Adult Chest Size 36" - 40" - 44" - 48"
Lace/Sock/Fingering	400 - 550 - 750	950 - 1125 - 1300 - 1450	520 - 715 - 975	1235 - 1465 - 1462 - 1885
Sport/DK	300 - 400 - 600	700 - 850 - 950 - 1100	390 - 520 - 780	910 - 1175 - 1235 - 1430
Worsted	250 - 350 - 500	600 - 750 - 850 - 950	325 - 455 - 650	780 - 975 - 1105 - 1235
Chunky/Bulky	175 - 250 - 400	450 - 550 - 650 - 700	228 - 325 - 520	585 - 715 - 845 - 910

- **LACE/SOCK/FINGERING** (Gauge: 6½-8)  
LB 1878, LB Collection® Silk Mohair, LB Collection® Wool Stainless Steel, Sock-Ease™
- **SPORT/DK** (Gauge: 5-6)  
Babysoft®, LB Collection® Cotton Bamboo, LB Collection® Superwash Merino, LB Collection® Cashmere, Microspun, Vanna's Glamour®
- **WORSTED** (Gauge: 4-4½)  
Cotton-Ease®, Cupcake®, Fishermen's Wool™, LB Collection® Organic Wool, LB Collection® Pure Wool, Lion® Cashmere Blend, Lion® Cotton, Lion® Organic Cotton, Lion® Wool, Nature's Choice® Organic Cotton, Pound of Love, Recycled Cotton, Vanna's Choice®, Vanna's Choice® Baby, Wool-Ease®
- **CHUNKY/BULKY** (Gauge: 2-3½)  
Alpine Wool, Holiday Homespun®, Homespun®, Fun Fur, Jiffy®, Ruffles, Wool-Ease® Chunky, Wool-Ease® Thick & Quick®

**HOOKS & NEEDLES**

The Craft Yarn Council of America's hook & needle manufacturers have agreed to make metric (millimeter/mm) sizing more prominent on packaging. The U.S. sizes, both numbers &/or letters, will also appear on packaging. More prominent labeling of metric sizing, an actual measurement, helps eliminate consumer questions about the differences among the letter & number sizing of some needles & hooks. Through the cooperation of manufacturers, publishers & designers, these changes will be implemented as packaging is reprinted & new patterns are published.

Knitting Needle Sizes		Crochet Hook sizes	
Millimeter Range	U.S. Size Range	Millimeter Range	U.S. Size Range
2.25 mm .....	1	2.25 mm.....	B-1
2.75 mm .....	2	2.75 mm.....	C-2
3.25 mm .....	3	3.25 mm.....	D-3
3.5 mm .....	4	3.5 mm.....	E-4
3.75 mm .....	5	3.75 mm.....	F-5
4 mm.....	6	4 mm.....	G-6
4.5 mm .....	7	4.5 mm.....	7
5 mm.....	8	5 mm.....	H-8
5.5 mm .....	9	5.5 mm.....	I-9
6 mm.....	10	6 mm.....	J-10
6.5 mm .....	10½	6.5 mm.....	K-10½
8 mm.....	11	8 mm.....	L-11
9 mm.....	13	9 mm.....	M/N-13
10 mm .....	15	10 mm.....	N/P-15
12.75 mm .....	17	15 mm.....	P/Q
19 mm .....	35	19 mm.....	S
25 mm .....	50		

\*Letter or number may vary. Rely on the millimeter(mm) sizing.

## Standard Yarn Weight System

Yarn Weight Symbol & Category Names	0	1	2	3	4	5	6
	Lace	Super Fine	Fine	Light	Medium	Bulky	Super Bulky
Type of Yarns in Category	Fingering 10-ct crochet thread	Sock, Fingering, Baby	Sport, Baby	DK, Light Worsted	Worsted, Afghan, Aran	Chunky, Craft, Rug	Bulky, Roving
Knit Gauge* Stockinette Stitch to 4"	33-40** sts	27-32 sts	23-26 sts	21-24 sts	16-20 sts	12-15 sts	6-11 sts
Recommended Needle Metric Size	1.5-2.25 mm	2.25-3.25 mm	3.25-3.75 mm	3.75-4.5 mm	4.5-5.5 mm	5.5-8 mm	8 mm & larger
Recommended Needle U.S. Size	000 to 1	1 to 3	3 to 5	5 to 7	7 to 9	9 to 11	11 & larger
Crochet Gauge* Ranges in Single Crochet to 4"	32 to 42 double crochets**	21 to 32 sts	16 to 20 sts	12 to 17 sts	11 to 14 sts	8 to 11 sts	5 to 9 sts
Recommended Hook Metric Size	Steel† 1.6-1.4 mm Reg hook 2.25 mm	2.25- 3.5 mm	3.5-4.5 mm	4.5- 5.5 mm	5.5- 6.5 mm	6.5-9 mm	9mm & larger
Recommended Hook U.S. Size	Steel† 6, 7, 8 Reg hook B-1	B-1 to E-4	E-4 to 7	7 to I-9	I-9 to K-10½	K-10½ to M-13	M-13 & larger

\* Guidelines reflect most commonly used gauges & needle or hook sizes for specific yarn categories.

\*\*Lace-weight yarns are usually knitted or crocheted on larger needles & hooks to create lacy, openwork patterns. Gauge range is difficult to determine; so follow the gauge stated in the pattern.

† Steel crochet hooks are generally used with lace weight & crochet threads. They are sized in the reverse of regular hooks: the higher the number, the smaller the hook. The smallest steel hook is a #14 or .9 mm; the largest is a 00 or 2.7 mm.

## How to Read Gauge

### HOW IMPORTANT IS GAUGE?

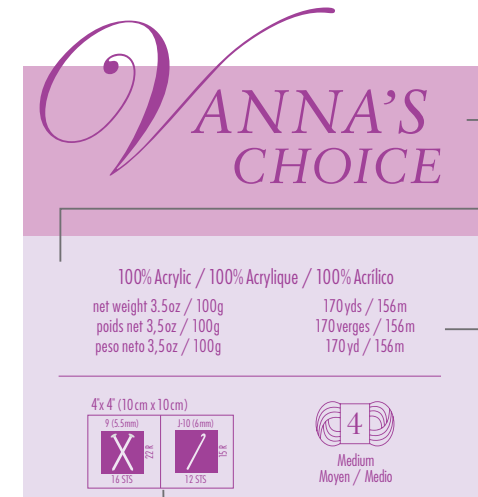
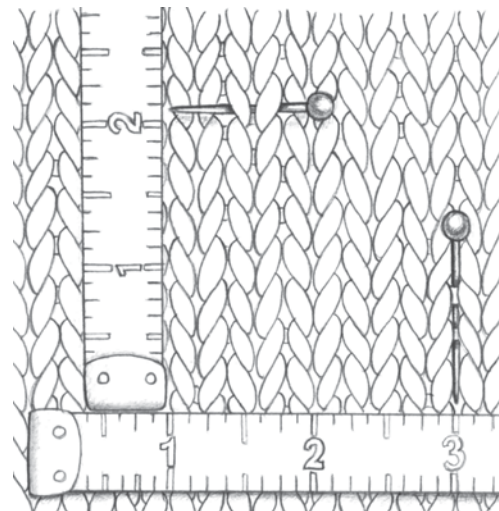
Gauge is very important when making something to wear fit properly.

Gauge refers to the number of stitches & rows per inch achieved using a certain yarn & needles or hook. Gauge varies from person to person, so it is very important to achieve the gauge of the pattern. The gauge determines the size of the finished piece.

To check the gauge, make a swatch. Cast on or chain enough stitches to equal 4", then add 8 stitches. If the yarn band says "24 stitches per 4", cast on 32. Measure the flat stitches in the middle of the swatch. Work in selected stitch pattern for 4".

Remove the stitches from the needle. Without stretching the fabric, place a tape measure on the work & count the stitches across 4". Don't cheat. Count even a half or quarter of a stitch & include that in the gauge.

If there are more stitches per inch than the gauge suggests, the stitches are too tight; try a larger needle or hook. If there are fewer stitches than the gauge suggests, the stitches are too loose; try a smaller needle or hook.



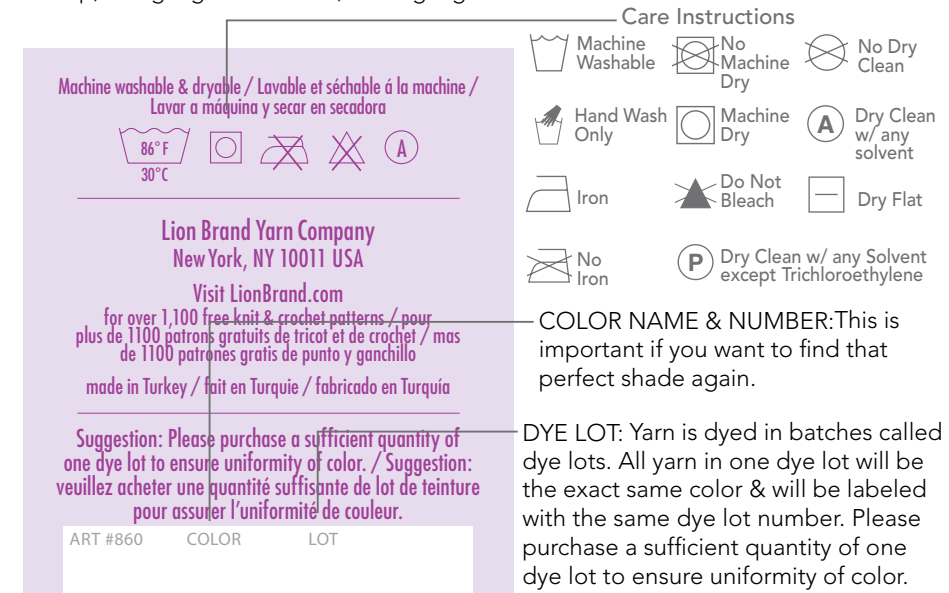
### HOW TO READ A LABEL

NAME OF YARN

FIBER CONTENT: Lists what the yarn is made of, which is very important if there is a concern for any allergies.

YARDAGE & METERS: The amount of yarn in the ball or hank. It is important to know if substituting a different yarn than the one called for in the pattern.

GAUGE & RECOMMENDED HOOK & NEEDLE SIZE: Refers to the number of stitches to an inch (horizontally) & the number of rows to an inch (vertically). Gauge sometimes appears on a label as a box with the recommended hook or needle size on top, row gauge to the side, stitch gauge on the bottom.



COLOR NAME & NUMBER: This is important if you want to find that perfect shade again.

DYE LOT: Yarn is dyed in batches called dye lots. All yarn in one dye lot will be the exact same color & will be labeled with the same dye lot number. Please purchase a sufficient quantity of one dye lot to ensure uniformity of color.

Courtesy of Craft Yarn Council of America & Lion Brand® Yarn

Please read and follow all manufacturers' instructions for all tools and materials used. Provide adult supervision if children participate in this project. #275-4824

©2014 Jo-Ann Stores, LLC

**JO-ANN**  
fabric and craft stores®