
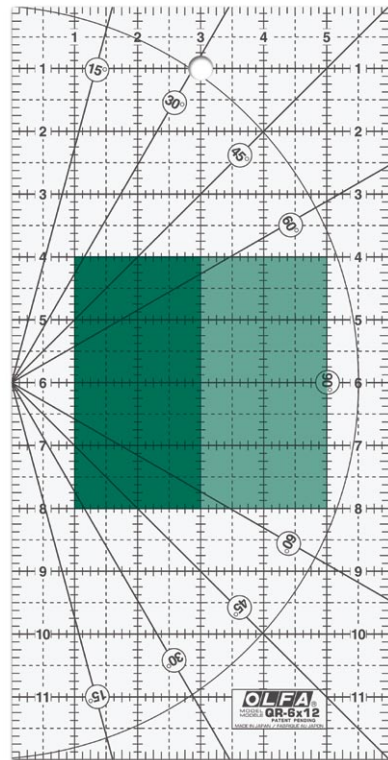


## NONSLIP FROSTED ADVANTAGE™ ACRYLIC RULERS

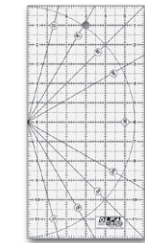
Provide easy sight on light and dark fabrics. Easy-to-read numbers & grid lines ensure precise measurements. Nonslip back ensures precise cutting. Rulers available only on Joann.com®.



1"x12"




6½" Right Triangle




6"x12"



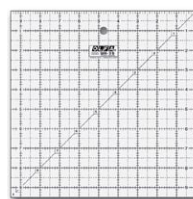
2½" Square



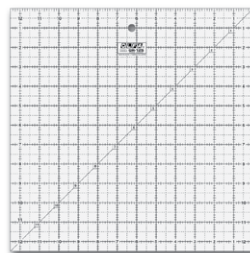
4½" Square




6½" Square




9" Square



12½" Square



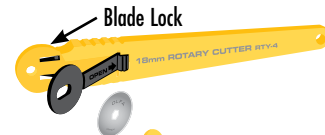
16½" Square



6"x24"

## ROTARY CUTTER ASSEMBLY

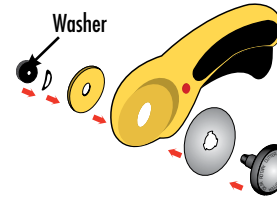
18 mm



Blade Lock

45 mm

60 mm

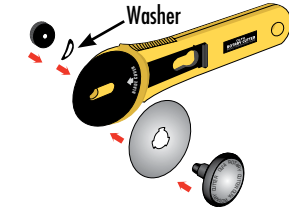


Washer

28 mm

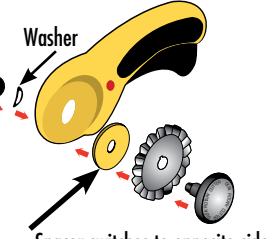
45 mm

60 mm



Washer

45 mm



Washer

Washer should always face outward.  
Reverse order on opposite side for left-handed use.

Spacer switches to opposite side  
when used with decorative blade.

## SAFETY & STORAGE

- Store rotary cutter in a closed blade position.
- Keep cutters and blades out of reach of children.
- Keep cutting mat clear of hard objects, such as pins, to avoid nicking the blade when in use.
- Store Olfa® Rotary Mats flat, never on its side. Avoid exposure to direct sunlight or extreme cold. Mats are very sensitive to temperature change and will warp permanently.
- Place used blades in the plastic container, tape securely and dispose.

## CLEANING INSTRUCTIONS:

- **BLADE:** Carefully remove the blade. Remove lint build-up from the blade and handle. Apply a drop of sewing machine oil around the center of the blade before reassembling.
- **MAT:** Periodically rub mat with an art gum eraser to remove fibers and lint.


Courtesy of Olfa®

Please read and follow all manufacturers' instructions for all tools and materials used. Provide adult supervision if children participate in this project. ©2011Jo-Ann Stores, Inc. All rights reserved.

**JO-ANN**  
fabric and craft stores®  
P162-182 • 142-078

just ask Jo-Ann

Olfa® rotary cutting guide




reorder: cutting implements #2

more projects, tips & techniques at Joann.com®

free

## ROTARY CUTTERS & BLADES

Cut multiple layers of material quickly and accurately. Olfa® rotary cutters accommodate the right- and left-handed user with several choices of handles and sizes. Choose handle and blade size by what feels comfortable and the materials to be cut. Olfa® handles are guaranteed forever.\*



### TRADITIONAL STRAIGHT HANDLE:

- 
ONLINE ONLY  
18 mm For curved-piece quilting, appliques, trimming seams, cutting templates & miniature work.
  - 
ONLINE ONLY  
28 mm For small-scale projects & miniature work.
  - 
45 mm Most popular for general quilting, sewing & craft projects.
  - 
60 mm For layers of heavy fabrics, like wool, denim & leather.
- ERGONOMIC COMFORT HANDLE:**  
Dual-action safety lock holds blade open for comfort, closed for safety.
- 
45 mm Ergonomic Comfort Handle
  - 
60 mm Ergonomic Comfort Handle

**QUICK BLADE CHANGE HANDLE:** Changing the blade is easier than ever! Simply slide the blade lock back to release the blade. Switches easily from right-handed use to lefty! Sizes: 45mm & 60mm.




### ROTARY BLADES:

Olfa® straight blades are made of the highest quality tungsten carbide tool steel for a razor-sharp edge. Single or multiple blade packs. Blade size = rotary cutter size. Decorative-edge blades: Pinking, Scallop/Peak and Wave. Use with 45mm ergonomic handle only.



### SPECIALTY CUTTERS

**ROTARY CIRCLE CUTTER:** 18mm rotary blade cuts 1 7/8" - to 8"-dia. fabric circles. No stabilizer required. Ratchet handle makes it easy to cut a perfect circle every time. For papercrafting use, too.




**CHENILLE CUTTER:** Select one of four channel guide sizes. 24 sharp cutting edges. Available only on Joann.com®.

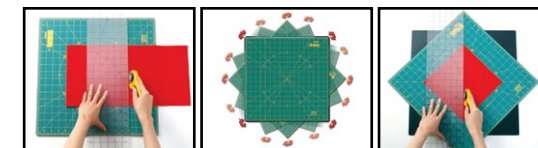



## SELF-HEALING ROTARY MATS

Olfa® professional quality mats are self-healing with a durable 1 1/2 mm thickness. Designed only for use with rotary cutters and blades. Use them to protect the work surface when papercrafting or beading. Marked with 1" measurements on 1 side, no markings on the back. Sizes: 12"x18", 18" x24", 24"x36", 35"x70"s.



**SELF-HEALING ROTATING MATS:** No need to pick up the project. Simply cut, rotate mat and cut again. Slim, lightweight design fits in a bag to take to class. Sizes: 12" square, 17" square.



\*Go to [www.olfa.com](http://www.olfa.com) for handle satisfaction & replacement policy.